



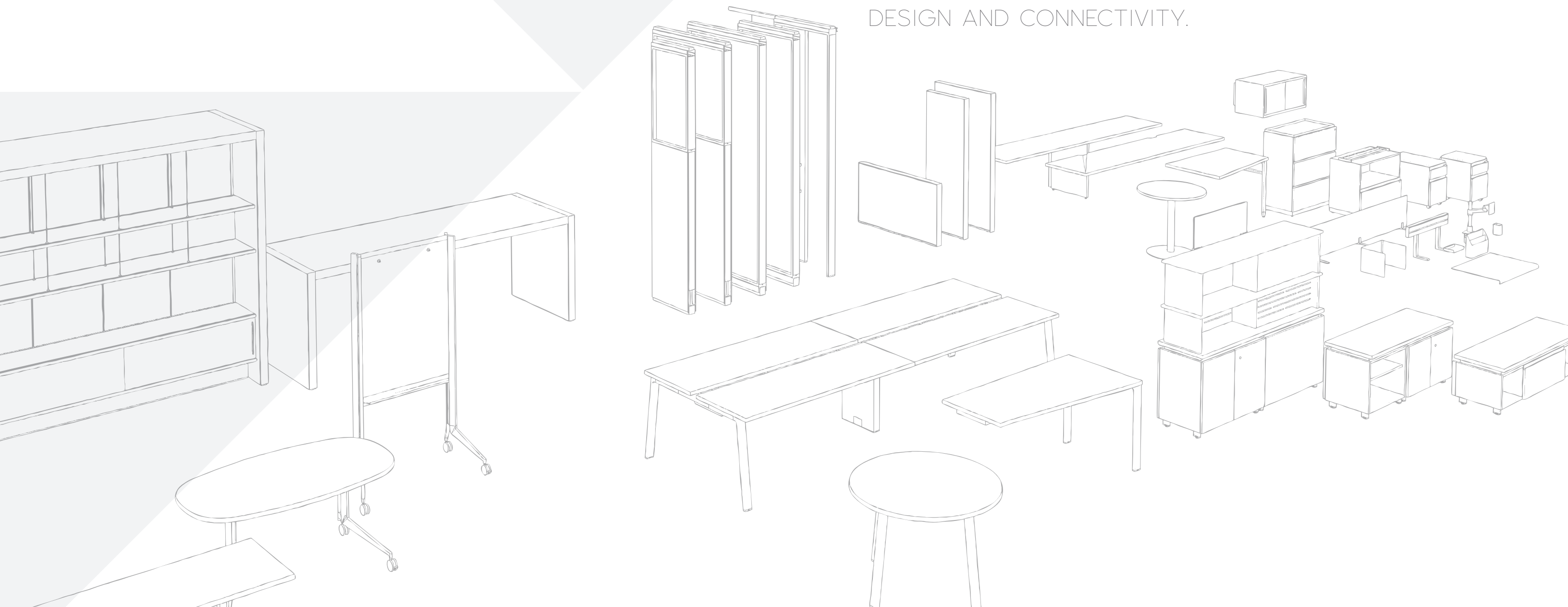
HAWORTH

Integrated Palette™

GREAT
ALONE.
BETTER
TOGETHER.



INTEGRATED PALETTE IS A GROUPING OF PRODUCT LINES THAT WORK TOGETHER SEAMLESSLY TO ADAPT TO CHANGING NEEDS IN YOUR WORK ENVIRONMENT—ALLOWING MAXIMUM FLEXIBILITY IN CONFIGURATION, DESIGN AND CONNECTIVITY.





BY INFUSING OUR PRODUCT DESIGNS USING SEVEN DESIGN LOGICS WE'VE CREATED THE INDUSTRIES ONLY TRULY INTEGRATED AND FULLY ADAPTABLE KIT OF PARTS.

7 DESIGN LOGICS



VISUAL LOGIC

Individual product platforms complement each other and create a visually coherent workspace. Products look like they were designed concurrently. They remain timeless, while providing the right mix of mass, scale and proportion.

DIMENSIONAL LOGIC

Products share common dimensions to ensure they are compatible with one another across applications. Variation in scale and the progression from one scale to another is critical to make certain the space captures a changing rhythm and visual interest, yet feels consistent.

INTERFACE LOGIC

Interior architectural elements are considered when products are developed to leverage the connection to a raised floor and ceiling, or any built structure in between.

PLANNING LOGIC

Products are applied together using a consistent, coherent and intelligent relationship. A wide array of planning configurations can be created that combine a variety of platforms and span multiple elevations.

INTERCONNECTIVITY LOGIC

Products connect to each other to ensure easy adaptability between and across platforms.

MATERIALS LOGIC

Products are developed with continuity of materials in mind that encompass Design for Environment (Dfe) strategies ensuring materials are as sustainable as possible while retaining superior performance.

FINISH LOGIC


A simplified offering of wood, glass, fabric, and laminate can be combined to create a range of visual "moods." Finishes between products are consistent in availability and longevity, and their compatibility eases the specification process.



Compose® | Enclose® | Patterns™ | Planes® | Reside® | Beside® | Belong™

UNSCRIPTED DESIGN

ONE KIT OF PARTS. ENDLESS CONFIGURATIONS.



INTEGRATED PALETTE
OFFERS PRODUCTS THAT
RESPOND TO CHANGING
BUSINESS NEEDS, SAVING
TIME AND MONEY WHILE
PROVIDING EASE AND
FLEXIBILITY DURING
CHURN AND SHIFTING
WORKSTYLES.

There's no set prescription. Just a simple, complete kit of parts to meet your unique needs and support various workstyles, applications, organizational cultures, and desired brand. The range of application will expand as new products enter the palette, ensuring that Haworth products will serve your evolving needs.

GREAT ALONE. BETTER TOGETHER.

SINGLE-SOURCE SUPPLIER

Haworth's full kit of parts and accessories is designed to create a high-performance interior, from access floors, power, data systems and lighting, to the Integrated Palette—moveable walls, systems, desking, tables, storage, and accessories—that all work together.

SUSTAINABLE

The Integrated Palette represents a new approach to modular interiors. One that will enhance your work environment, while sparing valuable resources in the natural world. It will also prove a sustainable investment as your business needs evolve, changing with minimal cost, waste, and downtime.

RETURN ON INVESTMENT

By providing optimum workspace configurations and multiple levels of adaptability to accommodate easy change and updating, Integrated Palette pays you back with enduring quality and reconfigurable layouts that cut waste, downtime, and expense.

REDUCED INVENTORY

Storing less inventory is always a benefit. With the inherent adaptability of Integrated Palette, you can change workspace easily with few extra parts. Reusable product reduces the need for purchasing new parts, as well as the need for a large inventory.

LESS WASTEFUL CHANGES

Not only will it take you less time to change a space when churn occurs or workstyles shift, it will create less waste, and in the end will be less costly to reconfigure.

NO VACANCY

When space needs to be reconfigured for a new tenant, Integrated Palette's moveable, adaptable products help speed up move-in times by making the process easy and quick.

EFFECTIVE USE OF BILLABLE HOURS

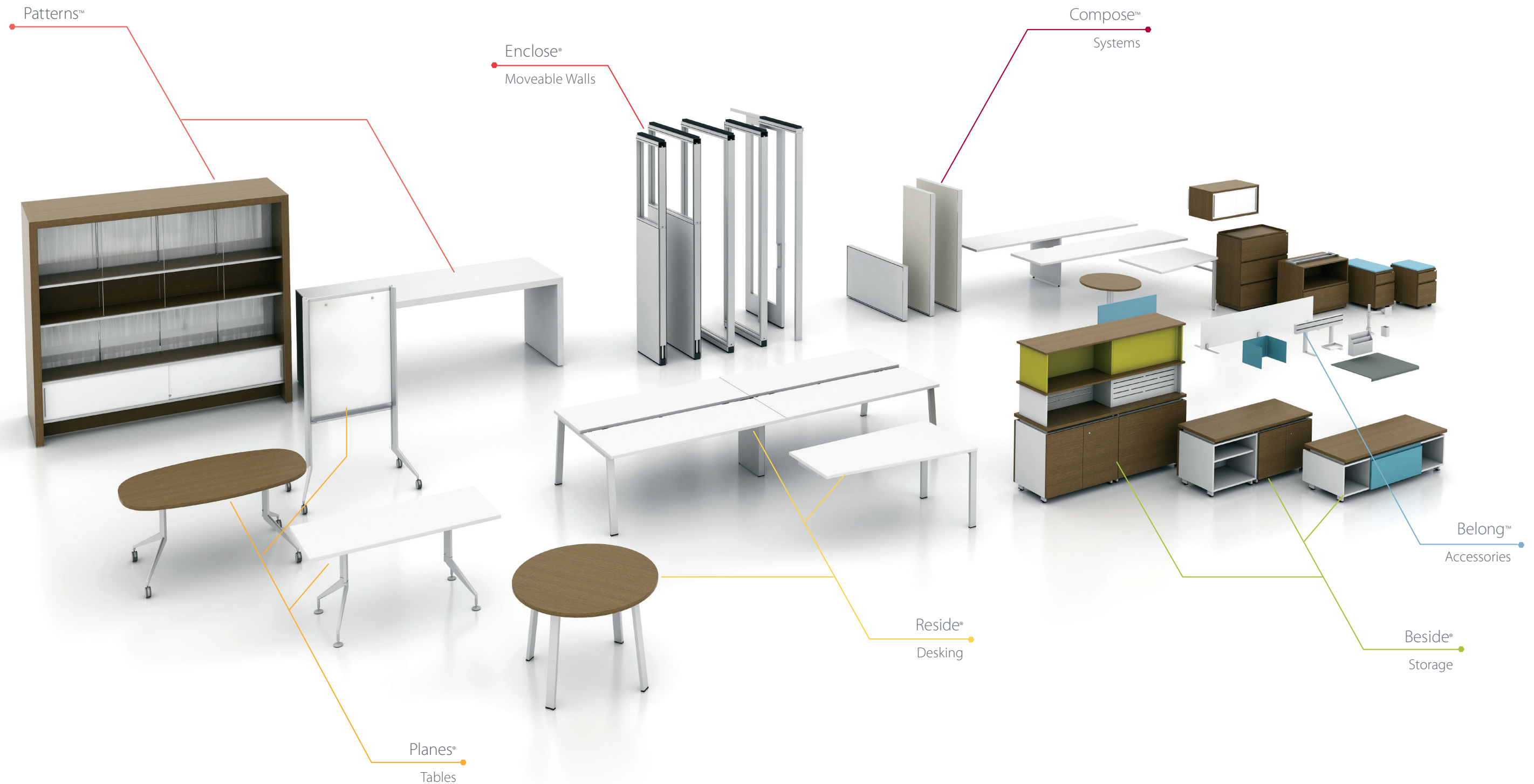
Because the product is easy to specify, the project will be easier to specify with a simple kit of parts.

ENDLESS POSSIBILITIES

Integrated Palette allows a designer to make a mark on any space. With thoughtful finishes, inviting aesthetics, full breadth of product, and abundant applications, the designer is truly the master artist.



INTEGRATED PALETTE KIT OF PARTS



HAWORTH®

For more information call 800.344.2600 or 616.393.3000.
Download additional copies at haworth.com.

Haworth is a registered trademark of Haworth, Inc. 2012
haworth.com | haworth-europe.com | haworth-asia.com

